


Private Manual Branch Exchange PMBX 2+6

Several sizes of cordless switchboard can be provided to meet a wide range of business requirements (see table on back page).

This leaflet describes the switchboard for the business that needs up to two exchange lines and six extensions.





How it operates

Each exchange line, each extension, and the operator's telephone, has a signalling lamp with a column of keys beneath it. The keys are used to answer and connect calls.

By pushing keys in the top row up or down, or keys in the second row up, three independent connecting circuits can be used. In the photograph left, for example, exchange line 1 is connected to extension 3, extension 5 is connected to extension 6, and the operator's telephone to exchange line 2.

An exchange call can be held if the operator has to leave the line to make an enquiry, by operating the associated 'hold' key. The lamp above the operator's keys glows continuously while either exchange line is held.

Extensions are rung by pressing down the associated key in the second row.

Facilities

Two exchange lines and up to six extensions can be connected to the switchboard.

The extensions can be internal, external or inter-switchboard although those other than internal are limited to three. Private circuits can also be connected in place of external extensions.

Each extension telephone has a press-button which can be used to signal the operator while a call is in progress. The operator can then assist as necessary or transfer the call to another extension.

The operator can also speak to an extension, without being overheard while holding an exchange call on the same connecting circuit. A glowing lamp reminds the operator that the exchange line is being held.

Three separate calls can be in progress at the same time, without overhearing.

All calls are signalled with lights on the switchboard.

An alarm buzzer, which operates with the lights, can be switched on or off, as required. It can be set to loud, medium or soft output by the installation engineer.

Power for signal lights and bells is obtained from a unit connected to the mains.

If there is a mains failure, exchange calls in progress remain connected. Fresh incoming calls on the first line ring the bell in the operator's telephone. The second line can be switched through so that further incoming calls ring one of the extensions.

Night service is provided by connecting each exchange line to an extension and switching on the night service key.

Extension arrangements to plans 1, 1A, 9, 12A, 105, 105A, 107 and 107A can be provided on switchboard extensions.

General information

This switchboard unit, designed to stand on a desk or table, weighs 12 lb (5.4 kg).

It works from a power unit connected to a 3-pin socket outlet of at least 2-amp rating, provided by the customer.

The power unit, together with a connexion box, is usually mounted on a wall in any convenient position, provided that the cable run from the switchboard does not exceed 100 ft (30.5 m).

For an installation with only internal extensions this equipment weighs 17 lb (7.7 kg). When external extensions and circuits with special telephone arrangements are provided, a slightly larger power unit, weighing 20 lb (9.1 kg), is required, together with an auxiliary unit, weighing 10 lb (4.5 kg), for each circuit (limited to three).

The cases of the power and auxiliary units are elephant grey, and the dimensions are shown overleaf.

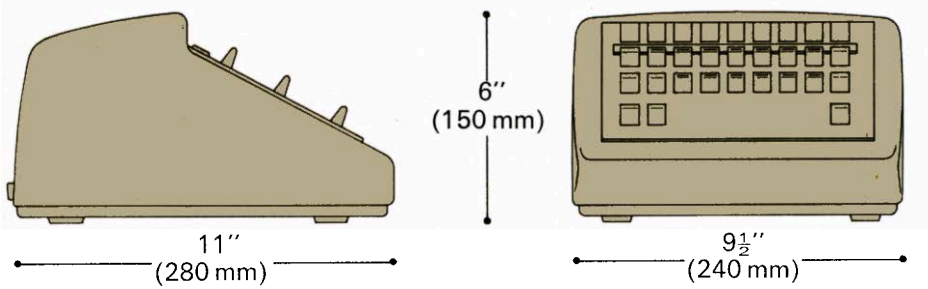
A two-tone grey telephone, which matches the switchboard, is provided for the operator. A grey lightweight headset (shown in the photograph) can also be provided, for a small additional charge.

Tablephones in two-tone grey, two-tone green, light ivory, topaz yellow, lacquer red, concord blue, or black can be provided on extensions. If wallphones are required, the choice of colour is limited to two-tone grey, light ivory, or black.

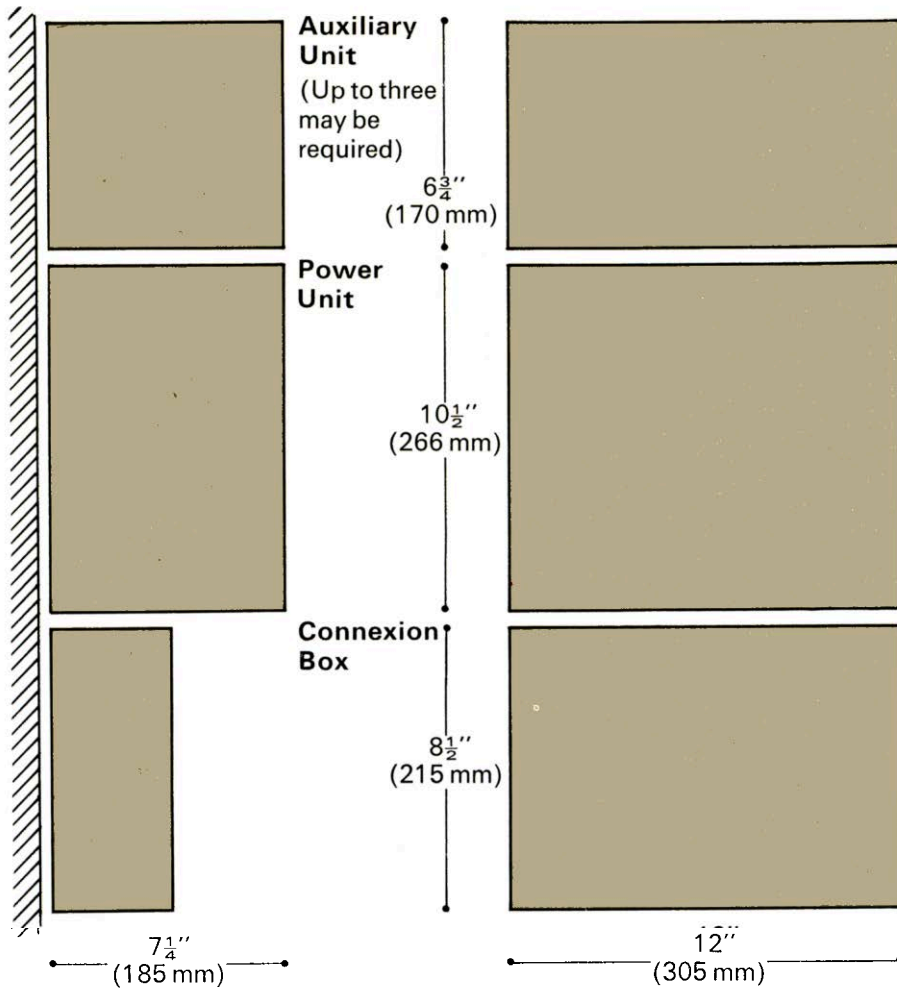


Dimensions

Switchboard



Wall-mounted equipment



Range of PMBX cordless switchboards

Type	Exchange lines	Extensions	Calls possible at same time	Descriptive leaflet number
Desk-standing	2	6	3	DLC 300
Desk-standing	3	12	5	DLC 301
Desk-standing	4	18	7	DLC 302
Panel-mounted	3	12	5	DLC 320
Panel-mounted	5	25	7	DLC 320

Please note

We do our best to supply our customers with the apparatus they ask for but we may have to provide apparatus which does not accord exactly with the descriptions and illustrations in this leaflet.

Rental and connexion charges are quoted in DLC 1 the preface sheet for section C descriptive leaflets.

Your Telephone Sales Office will gladly supply any further information. The address and telephone number are shown in the preface of your telephone directory.