


Private Manual Branch Exchanges 2+6, 3+12 and 4+18

Several sizes of cordless switchboard can be provided to meet a wide range of business requirements (see table on back page).

These neat switchboards are suitable for the modern reception area.



Sizes

There are three sizes of switchboard in this design.

PMBX 2 + 6: 2 Exchange lines with up to 6 extensions

PMBX 3 + 12: 3 Exchange lines with up to 12 extensions

PMBX 4 + 18: 4 Exchange lines with up to 18 extensions

How they operate

Each exchange line, each extension, and the operator's telephone, has a signalling lamp with a column of keys beneath it. The keys are used to answer and connect calls.

On the 3 + 12 and 4 + 18 models exchange line calls are held automatically if the operator has to leave the line to make an enquiry. On the 2 + 6 model these calls are held manually by operating the associated hold key. The lamp above the operator's keys glows continuously while any exchange line is held.

Extensions are called by pressing down the associated key in the bottom row.

Connecting circuits

The number of two-way conversations is dependent on the size of the switchboard, on the 3 + 12 board for example by pushing keys in the top and middle rows up or down, or keys in the third row up, five independent connecting circuits can be used. In the photograph shown opposite, for example, exchange line 1 is connected to extension 3; extension 8 to extension 9; exchange line 2 to extension 5; extension 7 to extension 11; while the operator is dealing with a call on exchange line 3.

The 2 + 6 switchboard has three independent connecting circuits and the 4 + 18 seven connecting circuits with an additional operator answering facility.

Facilities

Extensions can be internal, external, or inter-switchboard although those other than internal are limited to 3 on the 2 + 6, 6 on the 3 + 12 and 9 on the 4 + 18. Private circuits can be connected in place of external extensions.

Extension telephones are provided with dials so that calls can be dialled direct when the operator has connected the extension to an exchange line.

Each extension telephone has a press-button which can be used to signal the operator while a call is in progress. The operator can then assist as necessary or transfer the call to another extension.

The operator can also speak to an extension, without being overheard, while holding an exchange call. A glowing lamp reminds the operator that the exchange line is being held.

On the 3 + 12 and 4 + 18 models if an exchange call is received on a line before the operator has been able to disconnect it from a previous call, the new call is automatically intercepted at the switchboard. A lamp glows on the switchboard to warn the operator, and the extension to which the line is still connected is not rung. On the 2 + 6 model the extension telephone to which the line is still connected will ring.

On the 4 + 18 the operator can answer further calls when all the connecting circuits are in use but cannot extend these calls.

All calls are signalled with lights on the switchboard.

On the 4 + 18 only, the next free connecting link to be used is indicated by the appropriate lamp glowing in a column of "free-link" lamps down the left-hand side of the switchboard.

A buzzer, which operates with the lights, can be switched on or off, as required.

Power for signal lights, bells and internal calls is obtained from a unit connected to the mains.

If there is a mains failure, exchange calls in progress remain connected. A fresh incoming call on the first exchange line rings the bell in the operator's telephone. The remaining lines can be switched through to an extension so that calls can be made and answered at those telephones.

A stand-by power supply together with a mains-failure warning lamp can be provided for an additional charge.

Extension arrangements to Plans 1, 1A, 9, 12A, 105, 105A, 107 and 107A can be provided on switchboard extensions.

Night Service is provided by connecting each exchange line to an extension and switching on the night service key. This will also cut off the switchboard alarm and lamps.

General Information

A table of the switchboard capacities, weights and sizes is shown on the back page of this leaflet.

Each switchboard works from a power unit connected to a 3-pin socket outlet of at least 2-amp rating, provided by the customer.

The power unit, together with a connexion box, is usually mounted on a wall in any convenient position, provided that the cable run from the switchboard does not exceed 30.5m.

For installations requiring external extensions and circuits with special telephone arrangements the power units are heavier and a further auxiliary unit, weighing approx 4.5kg for each circuit is required. These are

limited to 3, 6 and 9 for the 2 + 6, 3 + 12 and 4 + 18 respectively.

The cases of the power and auxiliary units are elephant grey, and the weights and dimensions are shown overleaf.


A two-tone grey telephone, which matches the switchboard, is provided for the operator. A grey lightweight headset (shown in the photograph) can also be provided, for a small additional charge.

Tablephones in two-tone grey, two-tone green, ivory, yellow, red, blue or black can be provided on

extensions. If wallphones are required, the choice of colour is limited to two-tone grey, ivory or black.

Trimphones can be provided on extensions for a small additional rental. There is a choice of three colours – grey, blue and green – each is a dual-tone with the handset in the darker tone.

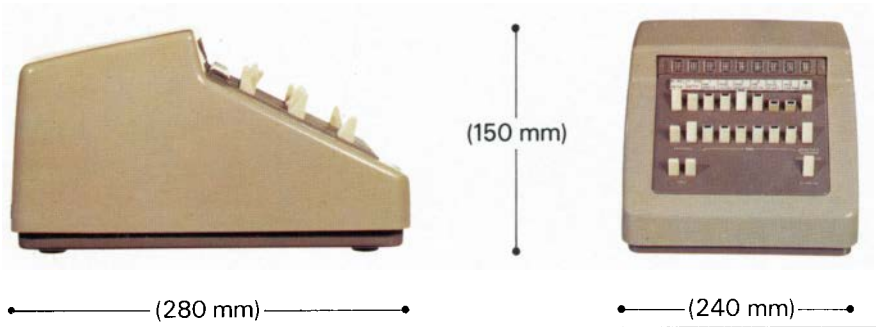
Self Contained Keyphones, two-tone grey tablephones with a keypad instead of a dial, can be provided on extensions and the operators telephone for a connexion charge and an additional rental.




Range of PMBX Cordless Switchboards (Desk standing)

Size of Switchboard	Exchange Lines	Extensions	Calls Possible at Same Time	Weight of Board Kg.	Weight of Power Unit & Connexion Box		Auxiliary Unit Weight Kg	Max. No.
					Internal Extns. Kg	External Extns Kg		
2 + 6	2	6	3	5.4	7.7	9.1	4.5	3
3 + 12	3	12	5	15	9	18	4.5	6
4 + 18	4	18	7	25	18	24	4.5	9


Switchboard (2 + 6)



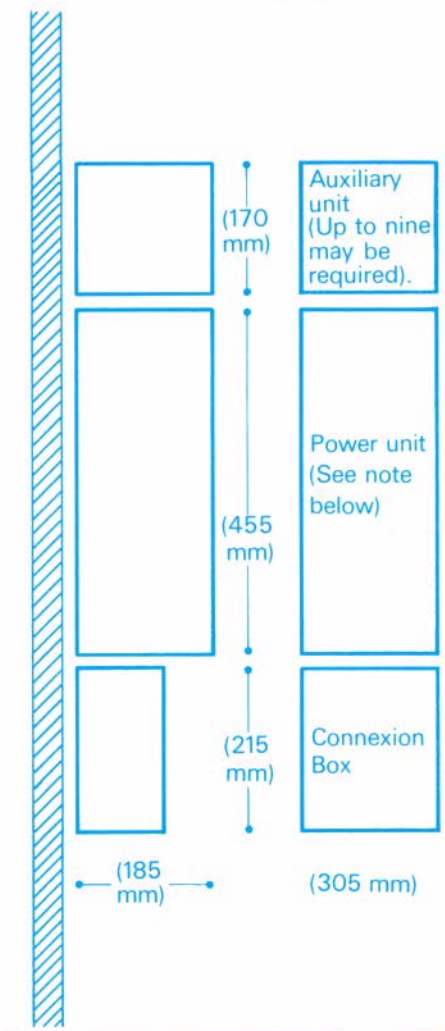
Switchboard (3 + 12)



Switchboard (4 + 18)



Wall-mounted equipment



The above illustration shows the 4 + 18 size equipment, the 2 + 6 and 3 + 12 sizes differ on in the height of the power unit which is 266mm and 355mm respectively.

Please note

We do our best to supply our customers with the apparatus they ask for but we may have to provide apparatus which does not accord exactly with the descriptions and illustrations in this leaflet.

Your Telephone Sales Office will gladly supply any further or more up-to-date information. The address and telephone number are shown in the preface of your telephone directory.