

Tape Callmaker

Descriptive leaflet

DLE 561

Telephone Apparatus


May 1971

Post Office
Telecommunications

This compact unit which stands near the telephone can store up to four hundred telephone numbers on magnetic tape.

Any one of the recorded numbers can quickly be located to make a call automatically without dialling.

Numbers can easily be added or altered when required.





Description

The magnetic tape is 3" (76mm) wide; it has a writing surface with an index down the left-hand side. Horizontal lines across the tape allow a set space for each entry. To locate the sections quickly as the tape moves, a red line along its length travels across an alphabet printed on the perspex window.

How it operates

To make a call, the tape is moved until the required entry appears between two guide lines on the window.

When dialling tone is heard on the handset, the 'call' button is pressed. The sequence of digits recorded for that entry is sent automatically by

the callmaker. The line is cleared at the end of a call by replacing the handset.

To record a number on the tape, a dial unit is plugged into the callmaker. The metal flap below the window is raised, and the exposed tape is adjusted until a spare space appears over a red bar. The name and telephone number are written in pencil across the tape. The entry is then moved up between the guide lines, and the number is dialled on the dial unit to record the sequence across a section of the tape. A lamp on the callmaker indicates when each digit should be dialled. The dial unit is then unplugged.

Facilities

The tape callmaker can be used with most types of telephone from which calls can be dialled. The telephone can be used normally for numbers not stored on the callmaker.

The magnetic tape stores 400 telephone numbers and each one can have up to 18 digits.

Any number that can be dialled direct in the United Kingdom and most of those dialled abroad, can be stored.

Numbers can be added, altered or removed when necessary.

A motor drive controlled by a two-way key quickly moves the tape up or down to the required section of the alphabet, indicated by the movement of the red line. It takes only 12 seconds to run from A to Z.

The final positioning of the tape for making a call or recording a number, is made with the thumb-wheel.

The lamp on the callmaker glows while a number is being transmitted.

A call can be cancelled at any stage by replacing the handset.

A second call can readily be made if a number is engaged, provided the tape is not moved.

The callmaker can be used on an extension from a PABX. The 'star' button is used when recording a number, to insert a pause after the digit which seeks an exchange line. On making a call, the button is pressed when exchange dialling tone is heard, to restart the callmaker and complete the number.

General information

The desk unit housing the magnetic tape has a grey plastic case: it is connected to the telephone by a flexible cord.

Care should be taken when writing names and telephone numbers on the tape to use only the unshaded part of an entry space, and to write with a soft lead pencil so that the entry can be erased when required. When a new number is recorded over it, the magnetic entry of the old number is automatically erased.


The dial unit, which can be kept in a drawer when not in use, has a 30" (760mm) cord with plug which goes into a socket on the desk unit.

The tape callmaker draws its power from a wall-mounted mains-unit with a grey metal case. A 3-pin socket outlet of at least 2-amp rating has to be provided by the customer.


The dimensions of the three units are given overleaf.




Dimensions




Desk unit



Dial unit



Mains unit



Please note

We do our best to supply our customers with the apparatus they ask for but we may have to provide apparatus which does not accord exactly with the descriptions and illustrations in this leaflet.

Rental and connexion charges are quoted in DLE 1 the preface sheet for section E descriptive leaflets.

YOUR TELEPHONE SALES OFFICE WILL GLADLY SUPPLY ANY FURTHER INFORMATION