

Card Callmaker

August 1973

Descriptive
leaflet



DLE 562

The card callmaker uses a punched card to do the dialling for you.

The top of the unit holds 30 cards. Index boxes are provided for larger amounts.

Anyone obtaining orders by telephone each day may find it useful to keep the punched cards with their order sheets.





Description

The callmaker is housed in a light grey plastic case, which also contains a power unit.

A card well, which will hold up to 30 cards, a card slot, a red pilot lamp and a 'cancel' button are contained in the top of the unit.

Protruding from the base beneath the card slot is a smoke grey plastic tray into which the cards drop on completion of dialling or after cancelling a call.

The white plastic card on which a telephone number is stored has feed-holes down each side, and spaces for writing the name of the person to be called and the digits of the number.

There is a row of five pre-scored holes opposite the space where each digit is written.

A guide and punch are provided to push out the centres of the pre-scored holes to give the appropriate pattern for each digit of the number.

A pattern of holes is punched into each row, depending upon the digit required.

The card, shown here actual size, has been punched for the number 437 0929.



Facilities

Each card can record up to 16 digits so that any number that can be dialled direct in the United Kingdom and most of those dialled abroad, can be stored on the cards.

Index dividers are provided to help keep the cards in order, and speed location of numbers.

The callmaker can be used with most types of telephone from which calls can be dialled. The telephone can be used normally for numbers not stored on cards.

The callmaker can be used on an extension from a PABX. When the number is being punched on the card an extra hole is introduced opposite the access digit. On making a call, this causes a short pause after the access digit, to allow time for connection to the exchange line.

How it operates

The red pilot lamp on the callmaker indicates when it is switched on.

When the handset is lifted and dialling tone heard, the card is dropped into the slot at the front of the callmaker.

The card works its way through the slot, step by step, dialling the number automatically, then drops into the tray below.

A call can be cancelled at any time by replacing the handset and pressing the 'cancel' button. The card then drops through to the tray below.

If engaged tone is heard, a second call can be made, by clearing the line and re-inserting the card.

Numbers are changed by punching a fresh card.

General Information

The callmaker is connected by means of two flexible cords, one to the telephone connection point, and the other to a 3-pin socket of at least 2-amp rating provided by the customer.


Each callmaker is provided initially with a plastic box containing 50 cards, a set of 9 index dividers, a guide and special punch.

Additional cards can be purchased in boxes of 50, each of which includes a set of index dividers. Packs of 1,000 cards without index dividers are also available.


Additional guide and punch sets are available for a small charge.

Dimensions

Callmaker



Box of 50 cards



Dimensions

- Callmaker 165mm by 102mm by 146mm high
(6 1/2" by 4" by 5 3/4")
Weight 1.6 kg
(3 1/2 lb)
- Cards 89mm by 57mm by 1mm thick
(3 1/2" by 2 1/4" by about 1/25th")
- Box of 50 cards 152mm by 63mm by 102mm high
(6" by 2 1/2" by 4")

Please note

We do our best to supply our customers with the apparatus they ask for but we may have to provide apparatus which does not accord exactly with the descriptions and illustrations in this leaflet.

Rental and connexion charges are quoted in DLE 1 the preface sheet for Section E descriptive leaflets.

Your Telephone Sales Office will gladly supply any further information. The address and telephone number are shown in the preface of your telephone directory.