

# Speakerset 1

February 1972

Descriptive  
Leaflet

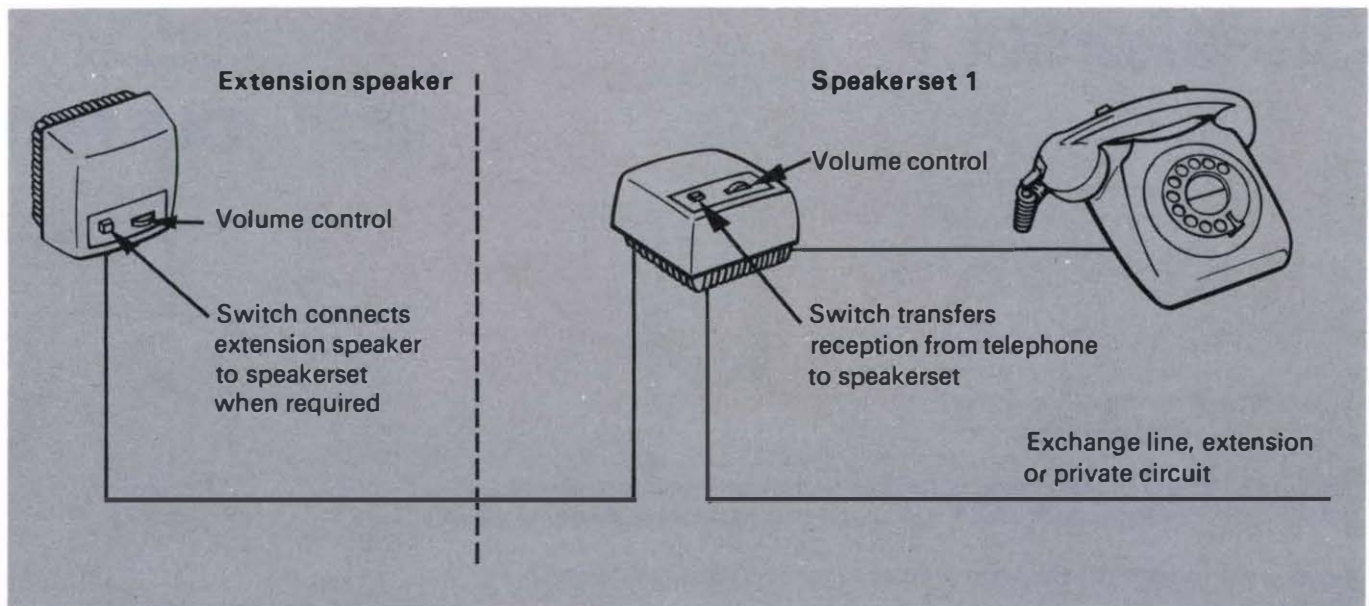
**DLE 590**

Telephone  
Apparatus

**This unit, in neat plastic case, amplifies incoming speech to allow information or commentaries to be broadcast to a large office.**

**An extension speaker can be provided to extend the broadcast to another room.**





### **description**

The speakerset incorporates an amplifier, loudspeaker, volume control, and on-off switch; its amber button contains a pilot lamp.

The extension unit contains a loudspeaker, volume control, and on-off switch without lamp.

### **how it operates**

When the speakerset is switched on, incoming speech is transferred from the telephone receiver to the loudspeaker. The line is held by the speakerset, the telephone is disconnected and the handset can be laid down.

The volume control on the speakerset adjusts the level of sound; an arrow indicates the direction for increase.

The volume of sound from the extension speaker is adjusted in the same manner, but it will always be slightly less than that from the speakerset.

The call is restored to the telephone by switching off the speakerset.

A call is ended by switching off the speakerset and replacing the handset.

### **facilities**

The speakerset can be switched on at any time during a call. The switch button lights up while the speakerset is on.

The volume of sound from the speakerset and from the extension speaker can be adjusted independently to the required level.

The line can be restored to the handset at any time during a call.

The speakerset can be used on exclusive or shared service exchange lines, most types of extensions, and private circuits.

It can be associated with the main and extension telephones of plans 1, 1A, 9, 12A, 108 and 108A, and with the main telephone of plans 105, 105A, 107 and 107A.

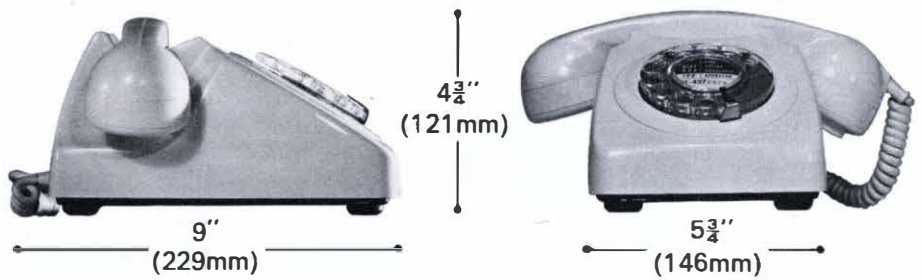
### general information

The speakerset can be free-standing or wall-mounted, but an extension speaker must be wall-mounted, as shown in the dimensional photograph. Both units are available in grey or ivory.


The installation is mains-powered from a 3-pin socket outlet, of at least 2-amp rating, provided by the customer. The power unit, in dark-grey case, is wall-mounted near the telephone connecting point.

### dimensions


#### Telephone



#### Speakerset



#### Power unit



---

**Please note**

We do our best to supply our customers with the apparatus they ask for but we may have to provide apparatus which does not accord exactly with the descriptions and illustrations in this leaflet.

Rental and connexion charges are quoted in DLE1 the preface sheet for section E descriptive leaflets.

**Your Telephone Sales Office will gladly supply any further information**

**Post Office  
Telecommunications**