

The Herald



call connect system



The Herald call connect system

The first in a new range of small telephone systems for the office – select from a wide range of attractive features and a system is tailored to your own individual needs.

By using the very latest electronic advances, the Herald offers tomorrow's world technology to solve today's communications problems.

No operator

A specialist PBX operator is not needed – there is no switchboard – calls can be dealt with at first hand to save operator costs, speed communication and improve your company image.

Space saving

No need to worry about equipment space – the control unit, the heart of the system, is compact, almost silent and designed to stand on any convenient desk or cabinet, blending with the office decor.

Minimum wiring

No unsightly multiple cables – only light 2 pair cables between telephones no matter how large the system.

Distinctive telephones

A variety of features in a stylish press-button instrument minimises the need for additional telephone apparatus and can save valuable desk space.

Flexible

From 2 lines and 4 extensions to about 10 lines and 36 extensions, or increase the lines at the expense of some extensions, the choice is yours – the system will easily grow to cope with growth in your business – the ratio between lines and extensions can be varied. The lines can be exchange lines or extensions from a larger PBX.



What is the Herald?

The Herald is a new concept in telephone systems because it is designed to:

Grow as your business grows – more lines or extensions can be added easily.

Adapt to your changing needs – facilities can be easily changed or added where required.

What will you get?

The Control Unit – almost silent in operation and contained in a two-tone brown case is designed to harmonise unobtrusively with the modern office. It contains the equipment necessary to control and power the system with space for 5 slide-in units each capable of connecting either 2 exchange lines or 4 extensions. Should a larger system be required an extension unit, similar to the control unit, can be added, this will house a further 10 slide-in units.

Extension terminals – A switchboard is not provided on the Herald system as specially designed telephone terminals are used at each extension. The new, low profile style, terminals come in an attractive colour range – either a dark brown body with a light brown fascia or a light grey body with a light grey, light brown or orange fascia. Press-buttons are used instead of a dial with extra press-buttons to operate the system facilities.




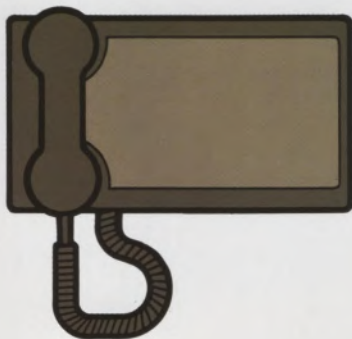
Herald De-Luxe (HL) terminal: This has 26 extra press-buttons to allow almost unlimited access to the very full range of system facilities.

Herald Standard (HS) terminal: This smaller terminal has only 8 extra press-buttons and is intended to be used where reduced access is required to the facility range.

In addition to the purpose designed terminals, you can incorporate our normal telephones into the system where limited facilities are required.

How does it work?

Like a computer the system needs a set of instructions – program – to tell it what to do. Tell us the facilities you need and we will enter them for you. But, because of the need to add, alter or remove stored numbers you will be able – very simply – to make these changes yourself.



Facilities

Standard facilities

Press-button




operation for line selection, internal and external calling, and facility access.

Tone signals



Distinctive signals for external and internal calls at each terminal with volume control.

Visual



lamp signals to identify lines in use and the status of other terminals.

Hold for enquiry/Transfer



any line may be held while an enquiry call is made to another terminal and calls may be transferred to any terminal.

Secrecy

Calls cannot be overheard by other terminals on the system.


Optional facilities

Repertory calling




storage and calling of frequently called numbers using a single press-button.

Repeat last number



recalling of the last exchange call made using a single press-button.

Conference



up to six terminals can confer.

Voice calling




messages can be received over a small loudspeaker built into the terminal.

Monitor



the progress of calls can be monitored using the loudspeaker – no need to lift the handset until the call is answered.

Divert



press a button and all your incoming calls will automatically be diverted to another terminal of your choice, leaving your terminal free to make any kind of outgoing call.

Executive intrusion



for urgent messages selected terminals may break into an established intercomm call with a warning tone.

Headset



the handset can be replaced by a headset.

Call barring

selected terminals can be prevented from making unauthorised calls – International, Trunk or local.

Private circuits

private circuits can be connected in place of exchange lines.

Call queuing


at selected terminals, incoming exchange calls can be queued and answered in the order of their arrival.

Power failure

Exchange lines are automatically connected to selected terminals in the event of power failure. The system memory is unaffected and reprogramming is not necessary when power is restored.

Please note that some of the optional features may involve additional charges.

The flexibility of Herald



Optional facilities for direct speech loudspeaker (under handset) or headset jack socket (on side of terminal)

Fixed functions
Recall, Transmit, Program, Hold.

Keypad

Label areas

26 programmable buttons with lamps for exchange lines, features, intercom and repertory calling.

The buttons on each terminal in your system can be programmed to suit the requirements of the individual users – some may require access to more lines than others with different facilities according to need.

A press-button is made available for every facility accessible to an extension. There is no need to remember a code before selecting a facility, the user merely presses the appropriate labelled button.

The Herald in the office

The Herald Call Connect System is not yet generally available. For details please contact your local Telephone Sales Office.



- 1 Standard terminal
- 2 De-luxe terminal and Control Unit
- 3 De-luxe terminal
- 4 De-luxe terminal

Please note:
We do our best to supply our customers with the apparatus they ask for but we may have to provide apparatus which does not accord exactly with the descriptions, illustrations and shades of colours shown in this leaflet.

Your Telephone Sales Office will gladly supply any further information or details of any changes in the information in this leaflet since it went to print. The address, telex and telephone numbers are shown in the preface of your Telephone Directory. Information on a wide range of our services and apparatus is contained in the Green Pages section of most Telephone Directories.