

FIG. 2.
PART OF PABX NO. 3
SWITCHBOARD
(EXPLANATORY ONLY)

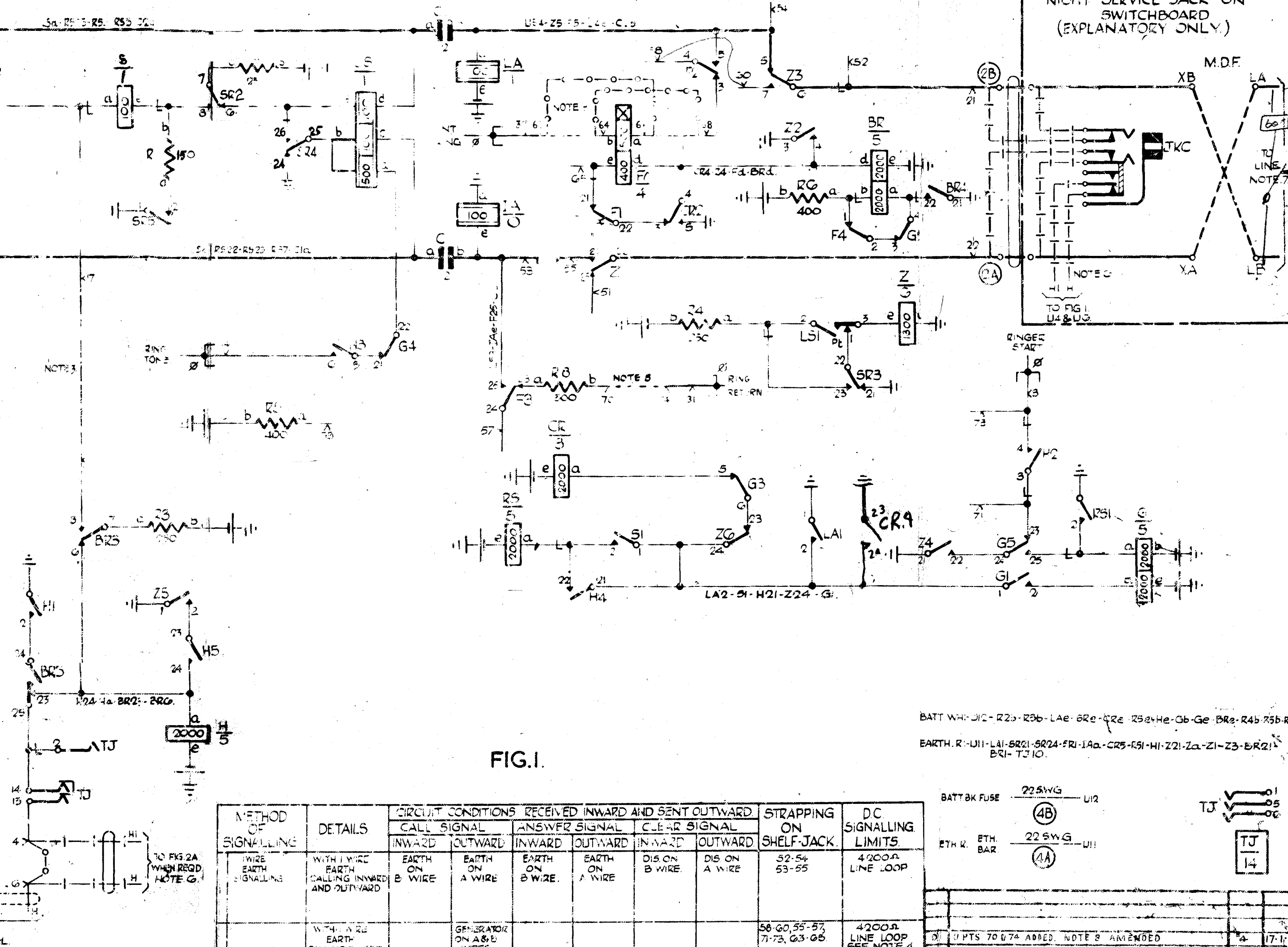
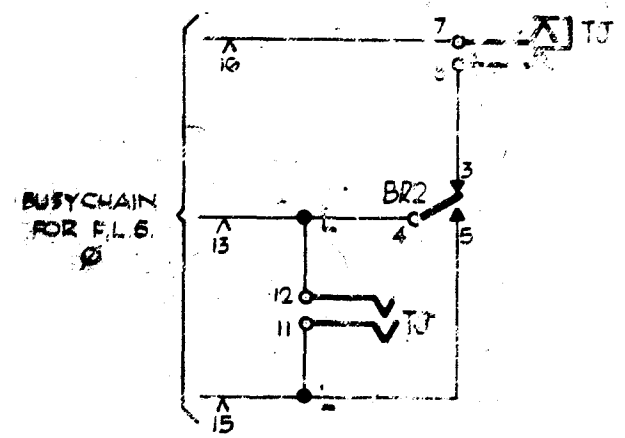
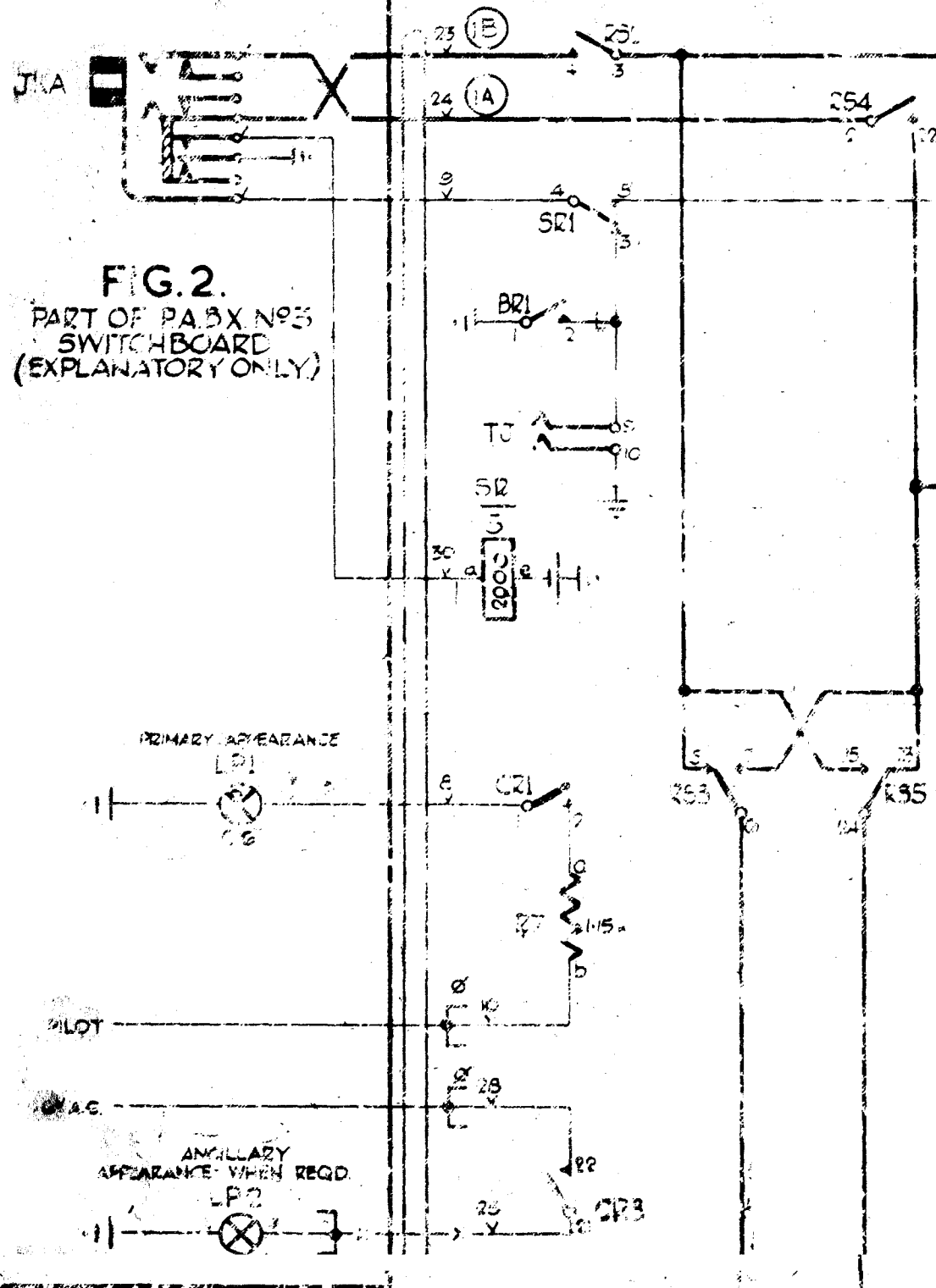
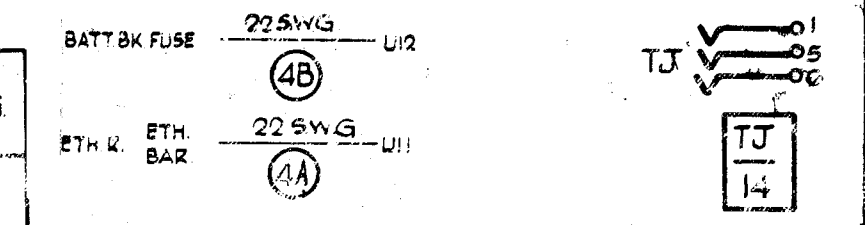


FIG. 1.

FIG. 2A.
NIGHT JACK ON
SWITCHBOARD
(EXPLANATORY ONLY)

- NOTES:-**
1. FUSE 1.5A PER CIRCUIT.
 2. U POINTS 98/1, 128/5 MAKE WHEN RELAY SET IS REMOVED.
 3. STRAP U17 TO U18 FOR PUBLIC EXCHANGE PROHIBITION.
 4. THE LINE LIMITS FOR GENERATOR CALL ARE DEPENDENT ON INDIVIDUAL LINE CONDITIONS.
 5. FOR ANCILLARY WORKING PROVIDE CONNECT AS SHOWN - X - X - AND CONNECT U18 TO 60 V. AC.
 6. WHEN REQUIRED TO EXTEND INT/SW. BID LINE FOR DIRECT EXTENSION N/SERVICE, PROVIDE NIGHT SERVICE JACK AND CONNECT LINE AS SHOWN IN FIG. 2A. CMT CABLEING & CUT STRAP THUS - - - - - AND CABLE THUS - - - - -.
 7. LINE REVERSED AT ONE END, ONLY.
 8. WHEN BATT RINGING IS USED, STRAP U70-U74 TO 62-64 AND U66-68 AS SHOWN - - - - - WHEN EARTH RINGING IS USED AND METHOD OF SIGNALLING 1 OR 2 APPLY, STRAP U70-U74 AS SHOWN - - - - - AND U62-U66, U69-U72 AS SHOWN - - - - - WHEN EARTH RINGING IS USED AND METHOD OF SIGNALLING 2 APPLIES, STRAP U74-U78, U62-U70 AND U66-U68.
 9. 13 FOR WIRING SEE ASSOCIATED COMMON SERVICES DIAGRAM.
 10. ALL WIRING TO BE 25 S.W.G. UNLESS OTHERWISE STATED.

BATT WH: U12-R25-R26-LAe-GRg-GRe-R5e+He-Gb-Ge-BR2-R45-R55-R6A
EARTH: R1-U11-LA1-SR21-SR24-SR1-1Aa-CR5-F51-H1-Z21-Za-Z1-Z3-BR21-BR1-TJ10.



METHOD OF SIGNALLING	DETAILS	CIRCUIT CONDITIONS RECEIVED INWARD AND SENT OUTWARD						STRAPPING ON SHELF-JACK.	DC SIGNALLING LIMITS.	
		CALL SIGNAL		ANSWER SIGNAL		CLEAR SIGNAL				
		INWARD	OUTWARD	INWARD	OUTWARD	INWARD	OUTWARD			
1	WIRE EARTH SIGNALLING	WITH 1 WIRE EARTH CALLING INWARD AND OUTWARD	EARTH ON B WIRE	EARTH ON A WIRE	EARTH ON B WIRE	EARTH ON A WIRE	DIS ON B WIRE	DIS ON A WIRE	52-54 53-55	4200Ω LINE LOOP
2	WIRE EARTH SIGNALLING	WITH 1 WIRE EARTH CALLING INWARD & GENERATOR CALLING OUTWARD	"	GENERATOR ON A&B WIRES	"	"	"	"	56-60, 55-57 71-73, 63-65	4200Ω LINE LOOP SEE NOTE 4.
3	LOOP SIGNALLING INWARD OFFERATOR SIGNALLING OUTWARD		LOOP ON A&B WIRES	GENERATOR ON A&B WIRES	LOOP ON A&B WIRES		DIS ON A&B WIRES		51-53, 55-57 58-60, 71-73 63-65	2100Ω LINE LOOP SEE NOTE 4.

AMENDMENT PARTICULARS		ISSUE DATE	APP'D	REF: 5340
GPO APPROVED AS STANDARD				
GE. C. TELWKS COVENTRY.	DRAWN	CHECKED	WIRING	CIRCUIT

PABX NO. 3 INTER-SW. BD.
LINE CIRCUIT - B/W.
MANUAL - MANUAL
(WITH ACCESS FROM SELECTOR LEVEL)

SAW 81622